



**STEVENS**  
INSTITUTE *of* TECHNOLOGY  
THE INNOVATION UNIVERSITY®

# Class of 2021 Career Outcomes Report



## TABLE OF CONTENTS

### Overview

---

Career Outcomes 3

Salary Survey 4

### Career Outcomes by Program

---

Engineering 5

Science 10

Computer Science 12

Business 14

Arts & Humanities 16

### Observations

---

Class of 2021 – Outcomes for Women 18

Student Highlights 19

Class of 2021 Employer Summary 20

Graduate/Professional Schools 21

The Stevens Career Center 22

# CLASS OF 2021 OUTCOMES SUMMARY AS OF SIX MONTHS OF GRADUATION



## Overall Outcomes

Status	# Students	
Employed	390	59.6%
Continuing Education	243	37.2%
Military	3	0.5%
<b>Career Outcomes Rate</b>	<b>636</b>	<b>97.3%</b>
Seeking	18	2.7%
Total Reported	654	100%
<b>Average Salary</b>	<b>\$ 75,400</b>	

The Stevens Career Center utilized a variety of data collection methods such as surveys, career advising appointments, emails, and phone calls to gather reasonable and verifiable information about post-graduation career activities from members of the Class of 2021. The data collection efforts resulted in a knowledge rate of 89.2% for the 733 total graduates.

Continuing Education	
Graduate School	98%
Medical School	1%
Law School	1%

Geographic Distribution of Employed	
NY Metro (NY, NJ)	72%
USA: Northeast	9%
USA: South	9%
USA: Midwest	4%
USA: West	5%
International	1%
<b>Total Reported</b>	<b>331</b>

*Data for this report is collected and disseminated in accordance with the National Association of Colleges and Employers (NACE) Standards and Protocol for Graduating Undergraduate Students Initial Career Outcomes Information.*



## Salary by Programs

	Average Accepted Salary
<b>Engineering Programs</b>	
Biomedical Engineering	\$ 80,400
Chemical Engineering	\$ 67,100
Civil / Environmental / Naval Engineering	\$ 63,800
Computer Engineering	\$ 87,800
Electrical Engineering	\$ 75,800
Engineering Management / Industrial & Systems Engineering	\$ 68,900
Mechanical Engineering	\$ 70,200
Software Engineering	\$ 90,600
<b>Total Average</b>	<b>\$ 73,100</b>
<b>Science Programs</b>	
Biology, Chemistry & Chemical Biology	Insufficient Data*
Physics / Engineering Physics / Optical Engineering	\$ 62,000
Pure & Applied Mathematics	Insufficient Data*
<b>Total Average</b>	<b>\$ 62,000</b>
<b>Computer Science / Cybersecurity Programs</b>	
Computer Science	\$ 90,200
Cybersecurity	\$ 81,100
<b>Total Average</b>	<b>\$ 89,100</b>
<b>Business Programs</b>	
Accounting & Analytics / Business & Technology / Information Systems / Marketing Innovation & Analytics / Management	\$ 71,200
Finance	\$ 67,600
Quantitative Finance	\$ 80,000
<b>Total Average</b>	<b>\$ 74,100</b>
<b>Arts / Humanities / Social Science Programs</b>	
Music & Technology	\$ 72,300
Philosophy / Science Communication / Science, Technology & Society / Social Science / Visual Arts & Technology	\$ 59,100
<b>Total Average</b>	<b>\$ 65,700</b>

\*Insufficient data to provide average salary information



# ENGINEERING OUTCOMES

## 2021 Engineering Programs

Status	
Employed	60%
Continuing Education	39%
Military	0.7%
<b>Career Outcomes Rate</b>	<b>99.7%</b>
Seeking	0.3%
<b>Average Salary:</b>	<b>\$ 73,100</b>

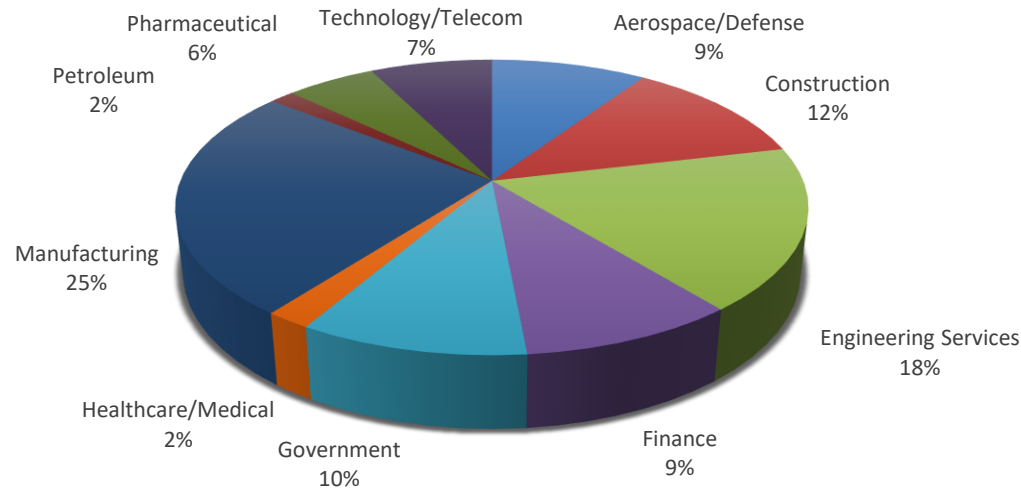
Includes the following majors:

- Biomedical Engineering
- Chemical Engineering
- Civil/Environmental/Naval Engineering
- Computer Engineering
- Electrical Engineering
- Engineering Management/Industrial & Systems Engineering
- Mechanical Engineering
- Software Engineering



**Jason Chlus**  
Program Manager  
Microsoft

## Industry Breakdown



\*Business Consulting, Education, Energy, Insurance, Real Estate, Retail and Transportation are less than 1% each and together total 3.7%.

*I started my college career unsure of myself. Unsure that I can succeed in this world, unsure that I'll be enough, learn enough, do enough. Stevens not only gave me nearly endless opportunities to grow and learn, but encouraged me to do so and pushed me when I settled. Stevens will prepare you for the real world. Flash forward to 3.5 years later, I graduated in Software Engineering with three internships under my belt, an unbelievable experience as president of the SGA, and my dream job at Microsoft as a Program Manager. Stevens will get you there.*

## ENGINEERING OUTCOMES

### Biomedical Engineering

Status	
Employed	37%
Continuing Education	63%
Military	0%
<b>Career Outcomes Rate</b>	<b>100%</b>
Seeking	0%
<b>Average Salary</b>	<b>\$ 80,400</b>

### Chemical Engineering

Status	
Employed	70%
Continuing Education	30%
Military	0%
<b>Career Outcomes Rate</b>	<b>100%</b>
Seeking	0%
<b>Average Salary</b>	<b>\$ 67,100</b>



**Parker Petroff-Rims**  
Associate Specialist, Engineering  
Merck

*My Stevens experience has played an immeasurable role in helping me achieve who I am today. From the moment I arrived on Stevens' breathtaking campus, the demand to think big and challenge the status quo was evident! There is no shortage of opportunity at Stevens. As a result of my extracurriculars, academics, and the support of professors, friends, and mentors, I was able to pursue the goals that have helped me grow socially, academically, and professionally. My Stevens experience has afforded me an unflinching foundation for my employment at Merck as well as for whatever awaits me in the future.*

## ENGINEERING OUTCOMES

### Civil, Environmental, and Naval Engineering

Status	
Employed	67%
Continuing Education	33%
Military	0%
<b>Career Outcomes Rate</b>	<b>100%</b>
Seeking	0%
<b>Average Salary</b>	<b>\$ 63,800</b>

### Computer Engineering

Status	
Employed	46%
Continuing Education	50%
Military	2%
<b>Career Outcomes Rate</b>	<b>98%</b>
Seeking	2%
<b>Average Salary</b>	<b>\$ 87,800</b>



**Grant Fowler**

Career START Project Engineer  
Suffolk Construction

*From the moment I arrived on campus, Stevens ensured that I was provided access to resources that allowed me to perfect my skills in many different professional and academic avenues throughout my collegiate career. In particular, the Cooperative Education program allowed me to experience a wide and deep array of potential career-paths in civil engineering that drew my interest. Having internships/co-ops on a high-rise New York City, a renovation of a cancer research facility, and this last summer on the Manhattan Bridge coupled with the rigorous course load that Stevens offers allowed me a unique level of comfort and confidence as I made the transition into the professional world. I am thankful for my peers, professors, and administration for preparing me while at Stevens!*

## ENGINEERING OUTCOMES

### Electrical Engineering

Status	
Employed	96%
Continuing Education	4%
Military	0%
<b>Career Outcomes Rate</b>	<b>100%</b>
Seeking	0%
<b>Average Salary</b>	<b>\$ 75,800</b>

### Engineering Management and Industrial & Systems Engineering

Status	
Employed	52%
Continuing Education	48%
Military	0%
<b>Career Outcomes Rate</b>	<b>100%</b>
Seeking	0%
<b>Average Salary</b>	<b>\$ 68,900</b>



**Maria Lardas**  
FPGA Engineer  
L3 Harris Technologies

*Starting college is an exciting experience but can also be a little nerve wracking. All of a sudden you're surrounded by new people and in classes that aren't as easy as high school. Thankfully Stevens provided an environment to help you succeed as a student and for your career. I discovered my interest working with FPGAs during my Digital System Design class. My professor would meet up with me outside of class to provide the equipment I needed to get the full experience I wanted out of the class. L3Harris recruiters reached out to me through the Stevens Career Fair. They had noticed my resume and mentioned their FPGA department. Which is how I am now an FPGA Electrical Engineer at L3Harris.*



## ENGINEERING OUTCOMES

### Mechanical Engineering

Status	
Employed	59%
Continuing Education	40%
Military	1%
<b>Career Outcomes Rate</b>	<b>100%</b>
Seeking	0%
<b>Average Salary</b>	<b>\$ 70,200</b>

### Software Engineering

Status	
Employed	59%
Continuing Education	41%
Military	0%
<b>Career Outcomes Rate</b>	<b>100%</b>
Seeking	0%
<b>Average Salary</b>	<b>\$ 90,600</b>



**Jonathan Ku**

Assistant Mechanical Engineer  
Burns & McDonnell

*My Stevens experience fostered a plethora of skills such as continuous learning, effective communication, and habit building. While each skill prepared me for life after college, I am most thankful for the confidence I built professionally, technically, and personally at Stevens. The Co-op program exposed me to various companies and industries, the design spine solidified my understanding in the classroom, and my leadership positions in clubs, Greek-life, and Student Life made me comfortable with who I am. The confidence I gained at Stevens hasn't made me fearless - instead, it's given me the courage to move out of my comfort zone and leverage life's many opportunities.*


## SCIENCE OUTCOMES

### 2021 Science Programs

Status	
Employed	31%
Continuing Education	66%
Military	0%
<b>Career Outcomes Rate</b>	<b>97%</b>
Seeking	3%
<b>Average Salary:</b>	<b>\$ 62,000</b>

Includes the following majors:

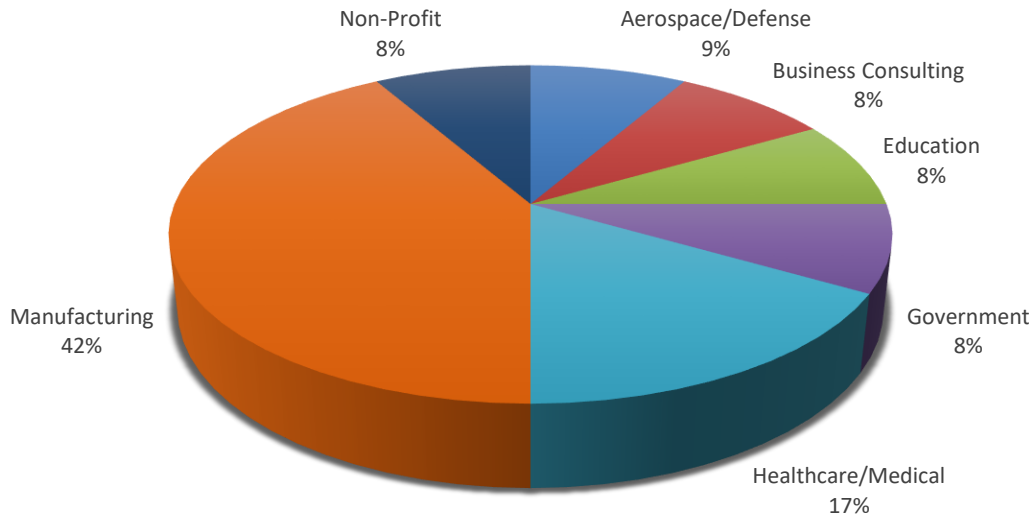
- Biology
- Chemical Biology
- Chemistry
- Engineering Physics
- Optical Engineering
- Physics
- Pure & Applied Mathematics



**Estefan Santi**

PhD in Human Genetics  
Johns Hopkins  
Graduate School of Medicine

### Industry Breakdown



*Stevens provided me with a multitude of opportunities and experiences necessary to walk my doctoral career path. My education in the core curriculum, my academic pursuit of research in McLean, and my participation in extracurricular activities, established a suitable foundation for me to endeavor my current pursuit in higher learning at the Johns Hopkins School of Medicine Human Genetics department. I have several fond memories with the community of Stevens, such as maintaining the Commuter Student Union as well as partaking in several international club dinner events. I will always be grateful towards Stevens, my Alma Mater.*

## SCIENCE OUTCOMES

### Biology, Chemical Biology, and Chemistry

Status	
Employed	44%
Continuing Education	56%
Military	0%
<b>Career Outcomes Rate</b>	<b>100%</b>
Seeking	0%
<b>Insufficient data to provide average salary</b>	

### Physics, Engineering Physics, and Optical Engineering

Status	
Employed	27%
Continuing Education	73%
Military	0%
<b>Career Outcomes Rate</b>	<b>100%</b>
Seeking	0%
<b>Average Salary</b>	<b>\$ 62,000</b>

### Pure & Applied Mathematics

Status	
Employed	10%
Continuing Education	80%
Military	0%
<b>Career Outcomes Rate</b>	<b>90%</b>
Seeking	10%
<b>Insufficient data to provide average salary</b>	



# COMPUTER SCIENCE/CYBERSECURITY OUTCOMES

## 2021 Computer Science/Cybersecurity Programs

Status	
Employed	61%
Continuing Education	32%
Military	0%
<b>Career Outcomes Rate</b>	<b>93%</b>
Seeking	7%
<b>Average Salary:</b>	<b>\$ 89,100</b>

Includes the following majors:

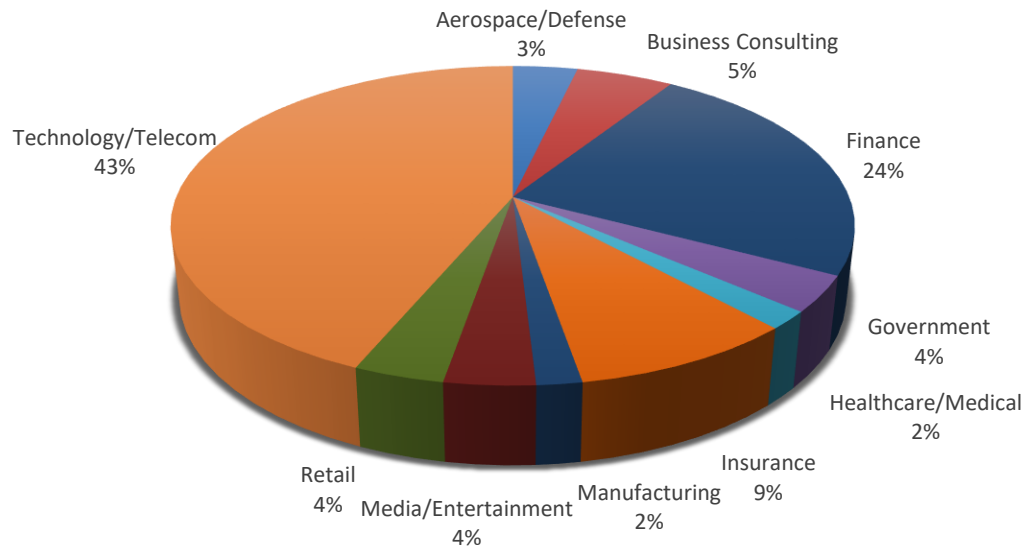
- Computer Science
- Cybersecurity



**Josh Garner**

Technology Consultant  
Development Program  
EY

## Industry Breakdown



*Stevens allowed me to challenge myself in and outside the classroom to prepare myself for my career. The computer science faculty provided me with the structure of how to think critically and even apply my degree outside of my field. The Co-op program then gave me the ability to take everything that I've learn and apply it to what I wanted to do. Additionally, the connections I met through classes, clubs helped me find opportunities that I never thought would be available to me. Stevens provides the full package that I couldn't be more thankful for.*



## COMPUTER SCIENCE/CYBERSECURITY OUTCOMES

### Computer Science

Status	
Employed	63%
Continuing Education	31%
Military	0%
<b>Career Outcomes Rate</b>	<b>94%</b>
Seeking	6%
<b>Average Salary</b>	<b>\$ 90,200</b>

### Cybersecurity

Status	
Employed	50%
Continuing Education	40%
Military	0%
<b>Career Outcomes Rate</b>	<b>90%</b>
Seeking	10%
<b>Average Salary</b>	<b>\$ 81,100</b>




## BUSINESS OUTCOMES

### 2021 Business Programs

Status	
Employed	68%
Continuing Education	30%
Military	0%
<b>Career Outcomes Rate</b>	<b>98%</b>
Seeking	2%
<b>Average Salary:</b>	<b>\$ 74,100</b>

Includes the following majors:

- Accounting & Analytics
- Business & Technology
- Information Systems
- Management
- Marketing Innovation & Analytics
- Finance
- Quantitative Finance

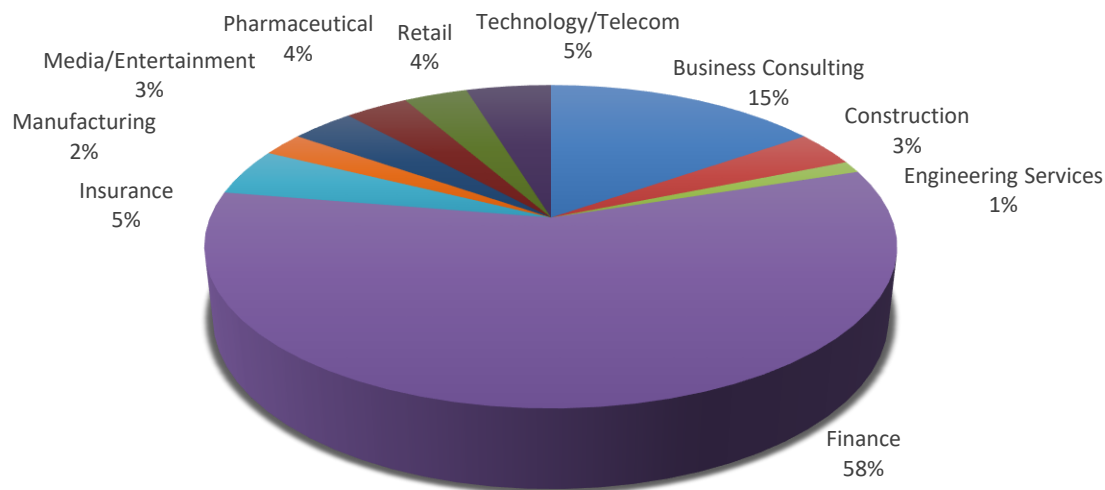


**Serena Shah**

Analyst - Group Risk Management  
RBC Capital Markets

*The incredible experiences I gained, coupled with the meaningful relationships I built at Stevens, have proven to be invaluable to starting my professional career. The versatile Business & Technology curriculum taught me how to critically think. Serving as a Senior Portfolio Manager for the SMIF spearheaded my desire for a career in Finance. I learned how to best carry myself as a well-rounded young professional as President of the Greek Honor Society. The driven, like-minded individuals and mentors I met along the way also guided me to take risks and invest in myself. As a Market Risk Analyst at RBC Capital Markets, I have the utmost pride looking back on my Stevens education; it has paved the way for the successful future I strive toward.*

### Industry Breakdown



## BUSINESS OUTCOMES

Accounting & Analytics, Business & Technology, Information Systems, Marketing  
Innovation & Analytics, Management

Status	
Employed	70%
Continuing Education	27%
Military	0%
<b>Career Outcomes Rate</b>	<b>97%</b>
Seeking	3%
<b>Average Salary</b>	<b>\$ 71,200</b>

### Finance

Status	
Employed	81%
Continuing Education	19%
Military	0%
<b>Career Outcomes Rate</b>	<b>100%</b>
Seeking	0%
<b>Average Salary</b>	<b>\$ 67,600</b>

### Quantitative Finance

Status	
Employed	60%
Continuing Education	40%
Military	0%
<b>Career Outcomes Rate</b>	<b>100%</b>
Seeking	0%
<b>Average Salary</b>	<b>\$ 80,000</b>



**Lauren Chen**

Customer Solutions Analytics Analyst  
KPMG

*From the beginning, the career-driven environment at Stevens encouraged me to always keep my future career in mind. The sense of community among peers was comforting as we worked towards the same goal of securing internships to ultimately signing full-time offers. Throughout the years, I frequently met with advisors in both the Career Center and Center of Corporate Outreach and Professional Advancement. I am forever grateful for their professional guidance. Every conversation whether with an advisor in the Career Center or a friend on a late night in the library brought me one step close to where I am today.*



## ARTS/HUMANITIES/SOCIAL SCIENCE OUTCOMES

### 2021 Arts/Humanities/Social Science Programs

Status	
Employed	53%
Continuing Education	22%
Military	3%
<b>Career Outcomes Rate</b>	<b>78%</b>
Seeking	22%
<b>Average Salary:</b>	<b>\$ 65,700</b>

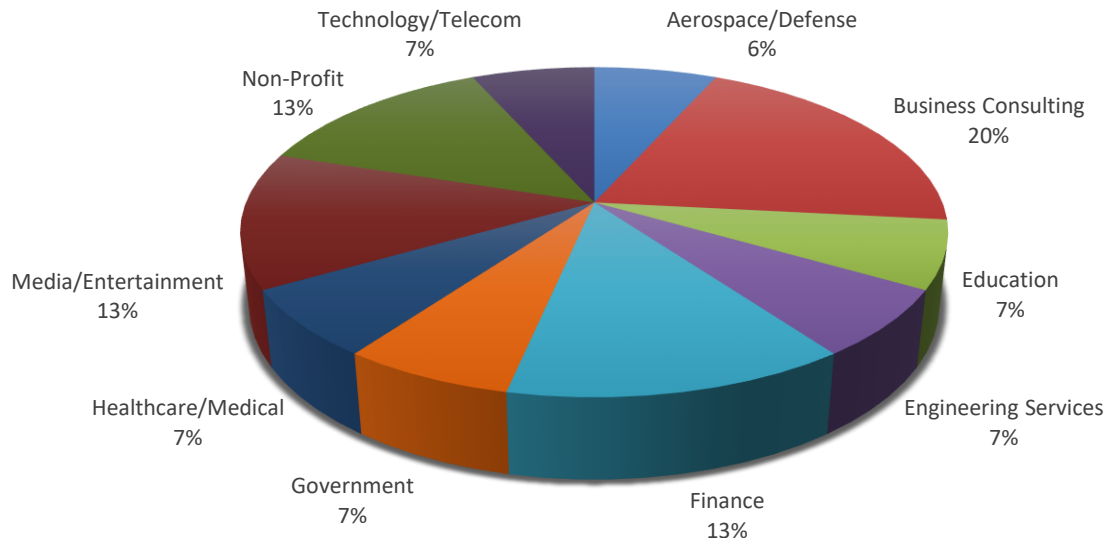
Includes the following majors:

- Music & Technology
- Philosophy
- Science Communication
- Science, Technology & Society
- Social Science
- Visual Arts & Technology



**Justin Chiola**  
Product Technician  
Peloton

### Industry Breakdown



*Every component of my Stevens experience prepared me to work in media. The Career Center's Externship program connected me with media experts and alumni that I'm proud to work alongside today. By majoring in Music and Technology and minoring in Visual Arts and Technology, I felt prepared for a wide array of opportunities in digital media. I was even able to earn course credit for my internship at SiriusXM. Going to school a bus ride away from New York City is ideal for anyone looking for a job in entertainment!*




## ARTS/HUMANITIES/SOCIAL SCIENCE OUTCOMES

### Music & Technology

Status	
Employed	47%
Continuing Education	18%
Military	0%
<b>Career Outcomes Rate</b>	<b>65%</b>
Seeking	35%
<b>Average Salary</b>	<b>\$ 72,300</b>

### Philosophy, Science Communication, Science Technology & Society, Social Science, Visual Arts & Technology

Status	
Employed	58%
Continuing Education	26%
Military	5%
<b>Career Outcomes Rate</b>	<b>89%</b>
Seeking	11%
<b>Average Salary</b>	<b>\$ 59,100</b>



## CLASS OF 2021 – OUTCOMES FOR WOMEN

### 2021 Women

Status	
Employed	63%
Continuing Education	33%
Military	1%
<b>Career Outcomes Rate</b>	<b>97%</b>
Seeking	3%
<b>Average Salary</b>	<b>\$ 72,400</b>

### Representative Sample of Employers

- Abbott
- American Express
- Barry-Wehmiller Design Group
- Bristol Myers Squibb
- CME Associates
- Credit Suisse
- Deloitte
- Depository Trust & Clearing Corporation
- EY
- JPMorgan Chase
- L3Harris Technologies
- Marotta Controls
- Merck
- Mitsubishi
- NAVSEA
- PepsiCo
- Pfizer
- Procter & Gamble
- Protiviti
- Raytheon
- Scholastic
- Societe Generale
- Stryker
- The Conti Group
- Turner Construction
- UBS
- Wells Fargo
- WSP USA



**Christina Trinidad**  
Manufacturing Leadership  
Development Program  
Merck

*The Stevens Career Center has made me the professional I am today through workshops, mentorship, and guidance. I was able to work with amazing companies such as British Petroleum, Keurig Dr. Pepper and Johnson and Johnson through the networking opportunities offered throughout my undergrad career. I would highly recommend the Career Center to anyone who is trying to figure out the professional world. I look forward to being able to give back to them in the future through volunteering.*

## STUDENT HIGHLIGHTS



**Sam Abbruzzese**  
Supply Chain Associate  
PepsiCo

*The Stevens co-op program was an incredible experience that encouraged me to step out of my comfort zone both academically and professionally. Starting to interview early on in my college career gave me the confidence and tools to land critical experiences at notable companies. I got to explore a range of mechanical engineering fields such as R&D, project management and manufacturing. Thanks to the preparedness and rigor of Stevens, I am currently working as a maintenance and engineering resource for PepsiCo. Never did I think Stevens would have such an impact on my life and for that I am grateful.*



**Liam Brew**  
MS in Cybersecurity  
Stevens Institute of Technology

*My academic experience at Stevens has served me well in preparing to enter my career. During both my undergraduate time in software engineering and my graduate cybersecurity studies, I was able to learn and apply cutting-edge technologies and practicum in a manner that reflects the rigors of industry and corporate society. The networking opportunities that Stevens offers is top-notch; I was able to work and connect with renowned academics and industry professionals from around the world, leading to successful research endeavors, job opportunities, and accolades. The Stevens faculty is phenomenal and has constantly supported me throughout my entire journey.*



**Sarah Bertussi**  
Controls Engineer  
Barry-Wehmiller Design Group

*My experiences at Stevens, especially through the co-op program and as Editor-in-Chief of The Link, have given me the perseverance, patience, and leadership skills that I need to succeed in the workplace. My co-op journey was a bit unconventional, but learning to adapt to unexpected workplace restructures, non-engineering-based roles, and shifts in the workplace from in-person to virtual has taught me to embrace the unexpected and to use those times as opportunities to grow personally and professionally. I am very grateful for the skills and network I have gained at Stevens and know that I have a sound foundation on which to build my career!*

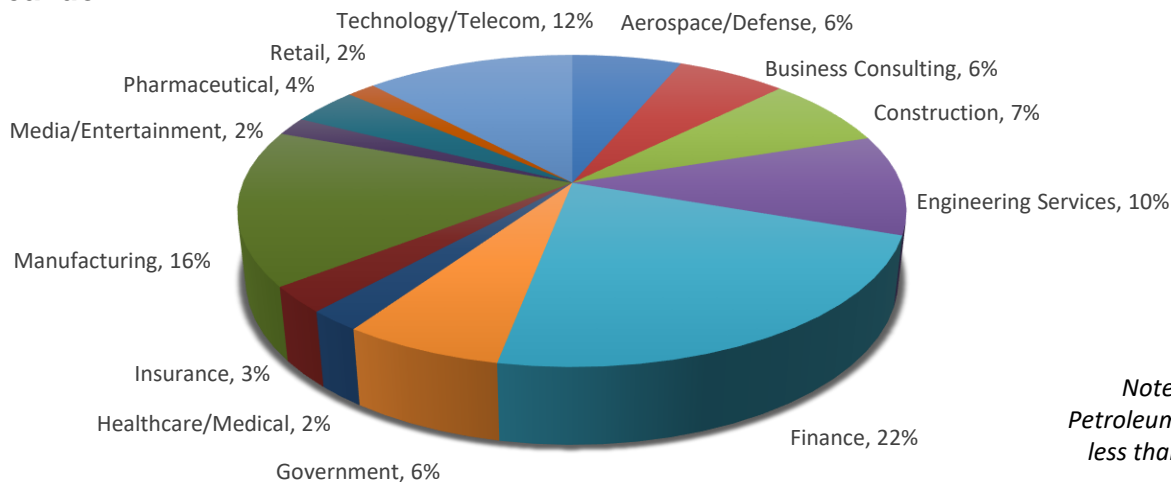
# CLASS OF 2021 EMPLOYER SUMMARY



The following employers hired two or more members of the Class of 2021.

- |                              |   |                         |                               |
|------------------------------|---|-------------------------|-------------------------------|
| • Abbott                     | • Credit Suisse                           | • KPMG                  | • Pfizer                      |
| • Amazon                     | • Deloitte                                | • Kulite Semiconductor  | • Polise Consulting Engineers |
| • American Express           | • Depository Trust & Clearing Corporation | • L3Harris Technologies | • Protiviti                   |
| • Aon                        | • Deutsche Bank                           | • Marotta Controls      | • Raytheon                    |
| • BAE Systems                | • ECI Technology, Inc                     | • Merck                 | • Saint-Gobain                |
| • Bank of America            | • Epic Systems                            | • Messer Americas       | • Scholastic                  |
| • Barry-Wehmler Design Group | • EY                                      | • Microsoft             | • Societe Generale            |
| • BlackRock                  | • G3 Technologies                         | • Mitsubishi            | • Stryker                     |
| • Bloomberg                  | • General Dynamics Electric Boat          | • Mizuho                | • Tata Consultancy Services   |
| • BNY Mellon                 | • Goldman Sachs                           | • Morgan Stanley        | • The Conti Group             |
| • BP                         | • HelloFresh                              | • National Grid         | • The MITRE Corporation       |
| • Bristol Myers Squibb       | • IBM                                     | • NAVAIR                | • The Vanguard Group          |
| • Capco                      | • Jaros, Baum & Bolles                    | • NAVSEA                | • Turner Construction         |
| • Chubb                      | • Johnson & Johnson                       | • NAWCAD                | • UBS                         |
| • Cigna                      | • JPMorgan Chase                          | • Northrop Grumman      | • Valcor Engineering          |
| • CME Associates             |   | • PepsiCo               | • Weiss-Aug                   |

## 2021 Industry Breakdown



*Note: Education, Energy, Non-Profit, Petroleum, Real Estate and Transportation are less than 1% each and together total 3.4%.*





### Masters Programs

- Berklee College of Music
- Carnegie Mellon University
- Columbia University
- Cornell Tech
- Cornell University and Technion Israel Institute of Technology
- Dartmouth College
- Fordham University
- Georgia Institute of Technology
- Hunter College
- Liberty University
- Massachusetts Institute of Technology
- New Jersey Institute of Technology
- New York University
- Parsons School of Design
- Savannah College of Art and Design
- Stevens Institute of Technology
- The Technical University of Dortmund
- University of California, Berkeley
- University of Pennsylvania
- West Chester University

### Doctoral Programs

- Columbia University
- Carnegie Mellon University
- Florida State University
- Johns Hopkins Graduate School of Medicine
- Princeton University
- Rice University
- Rutgers University
- Stevens Institute of Technology
- The Pennsylvania State University
- University of California, Berkeley
- University of Chicago
- University of Minnesota
- University of Rochester
- University of Waterloo

### Dental, Law, and Medical Programs

- Albany Medical College
- Boston College Law School
- Fordham University School of Law
- Northeastern University School of Law
- Robert Wood Johnson Medical School



The Stevens Career Center is recognized as one of the leading career centers at connecting students to the right opportunities. We provide guidance and a variety of career resources to help students pursue whatever path they choose.



97% of the undergraduate Class of 2021 secured career outcomes as of six-months of graduation



COLLEGE SALARY REPORT

15<sup>th</sup> in the nation for PayScales highest early and mid-career salary



The Stevens Career Center ranked 9th in the nation for “Best Career Placement” by The Princeton Review in the 2021 edition of “Colleges That Pay You Back”



#1 in SkillSurvey's Top 5 “Career Ready” Engineering Schools



**STEVENS**  
INSTITUTE *of* TECHNOLOGY  
THE INNOVATION UNIVERSITY®



## **The Stevens Career Center**

**[careercenter@stevens.edu](mailto:careercenter@stevens.edu)**

**1 Castle Point Terrace  
Hoboken, NJ 07030**